

Results from SMOG-1 PocketQube


Gábor Géczy

Budapest University of Technology and Economics

- geczygabor@gnd.bme.hu

Delft

March 24, 2017




SMOG-1

The father – MASAT-1





- The first Hungarian Satellite
- 1 U CubeSat (10 × 10 × 10 cm size)
- 998.5 g mass
- Designed and built by students and lecturers of Budapest University of Technology and Economics (BME)
- Development: 2007 – 2012, Launch: 13. 02. 2012
- 1062 days in operation
- Fully successful mission (Trigger for Hungary to join ESA)



SMOG-1, the successor



- The next Hungarian Satellite
- Student satellite like MASAT-1
- PocketQube class ($5 \times 5 \times 5$ cm size)
- 250 g maximal mass (currently 150 g)
- Radioamateur (HAM) Satellite, HA5BME, 437.345 MHz (ITU, IARU)
- More scientific goals:
 - Primary mission: measurement of electromagnetic pollution (RF smog)
 - Secondary mission: measurement of Total Ionising Dose



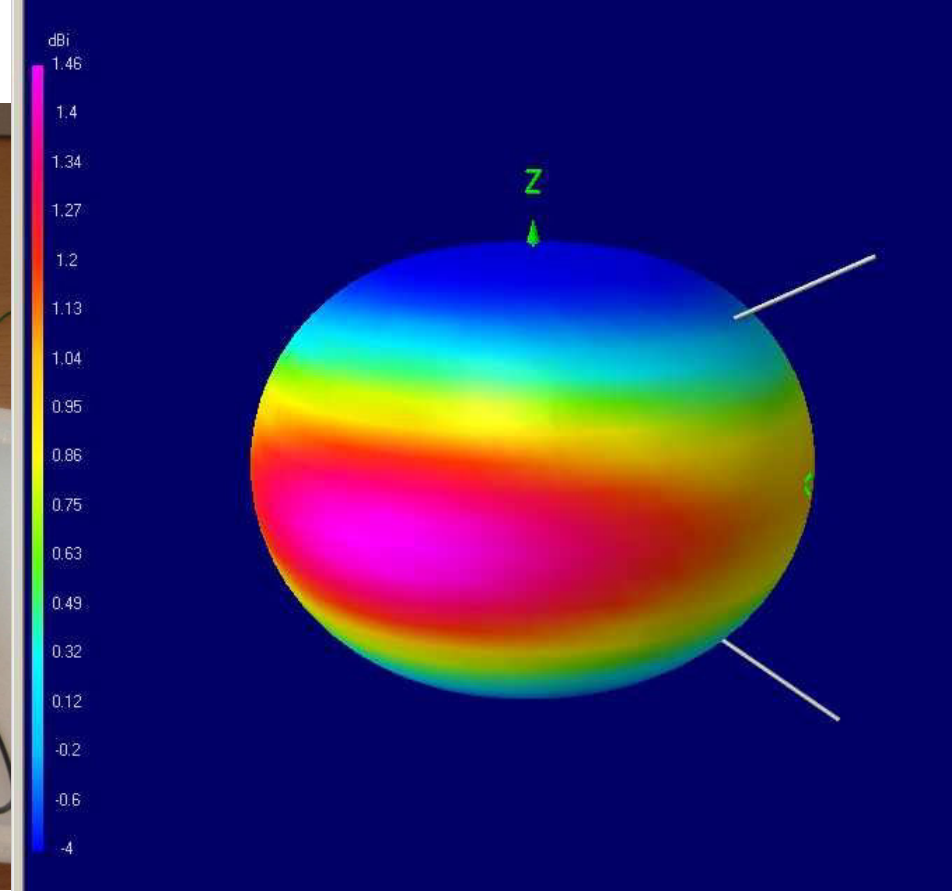


SMOG-1 mission – Spectrum analysis



- Huge emitted RF power from terrestrial TV broadcasting (DVB-T 430–830 MHz)
- This emitted power means wasted energy “electro-smog” and escapes to space
- It’s a known effect, this power disturbs all satellite communications
- Nobody has published any measurements about this



Balloon experiments for testing the measurement system





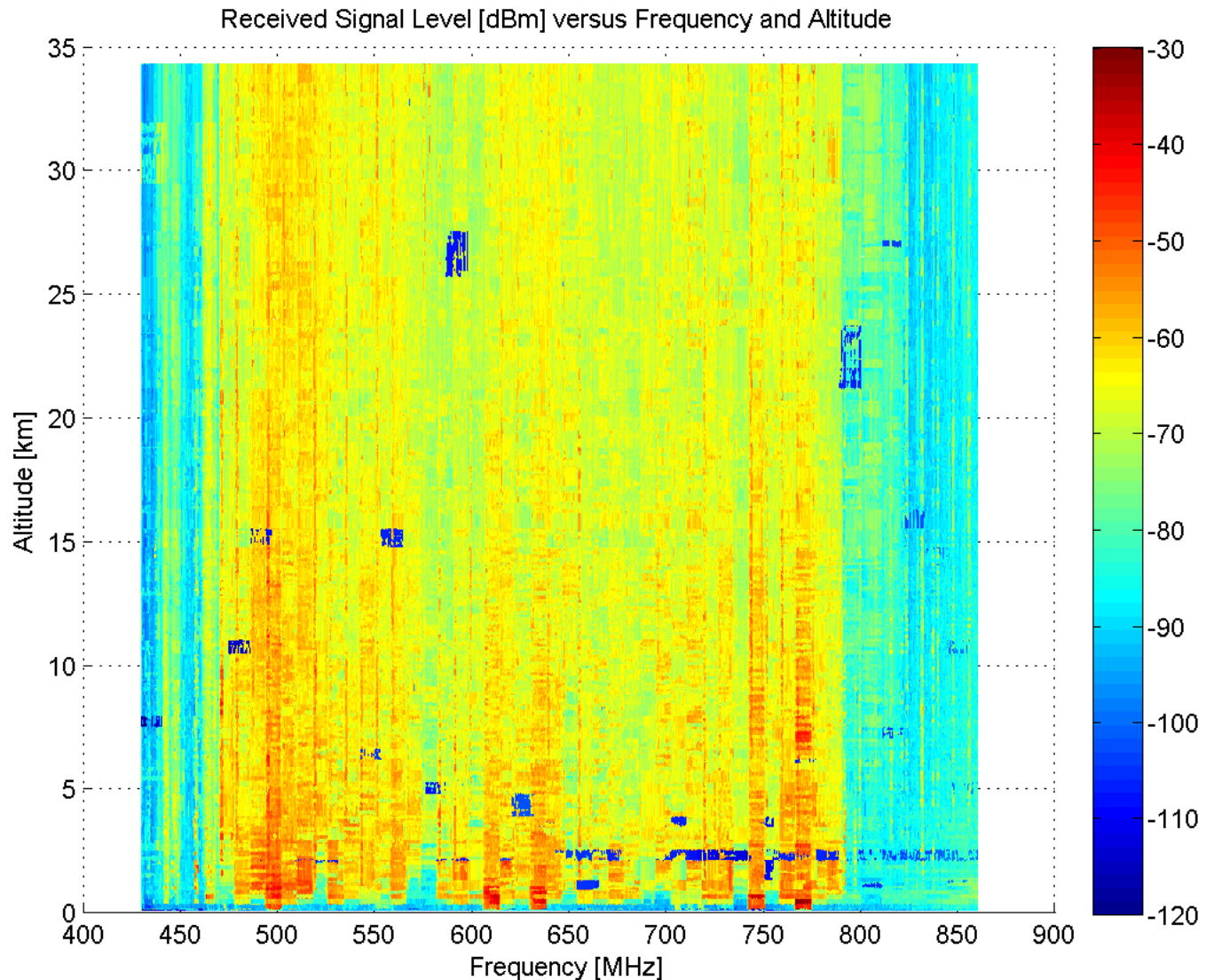
Maximal
altitude:
30 .. 34 km



Balloon experiment results



- The received RF power from Budapest's main TV towers clearly outstanding

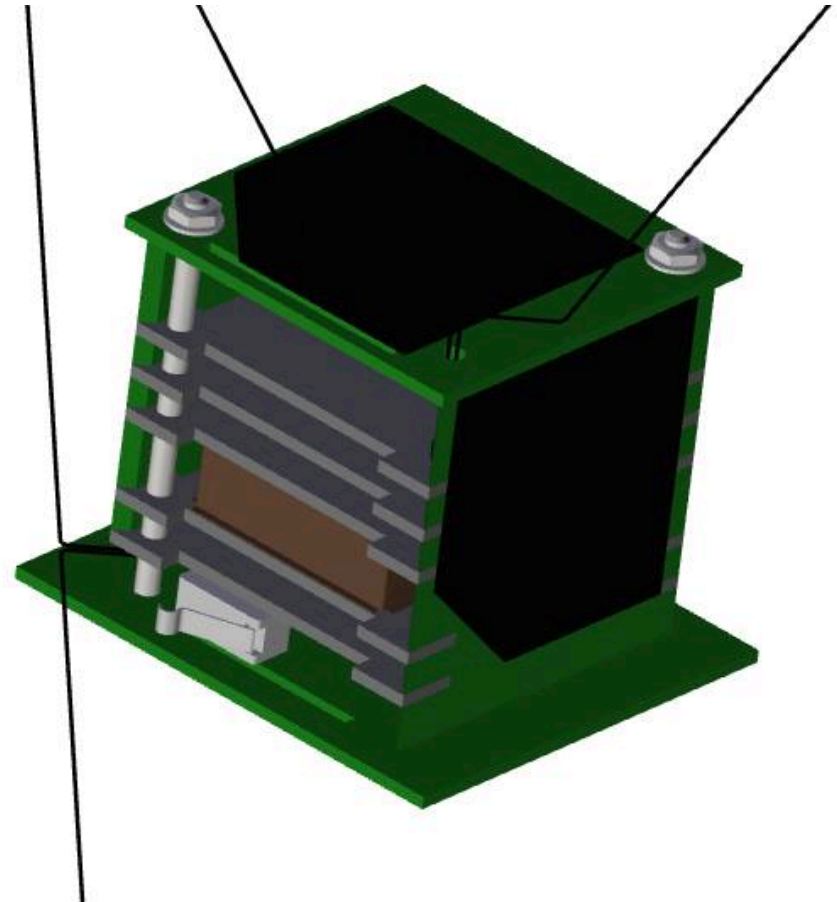


Structure

- Standard FR-4 PCBs with 4, 6 and 8 signal layers
- Electrical subsystems soldered on the PCBs
- 6 outer-, 5 inner boards
- Solar cells on the outer PCBs

Subsystems


- EPS-1 (MPPT)
- EPS-2
- OBC
- COM (+Spectrum)
- TID




Primary Electrical Power System (EPS-1)



- Generates usable electrical power from solar radiation
- Nearly 40 x 40 mm solar cells with 28.5 % efficiency
- MPPT algorithm for maximal power
- 300 mW mean output power (500 mW peak)
- Microcontroller based measurement system
- Light sensor, temperature sensor





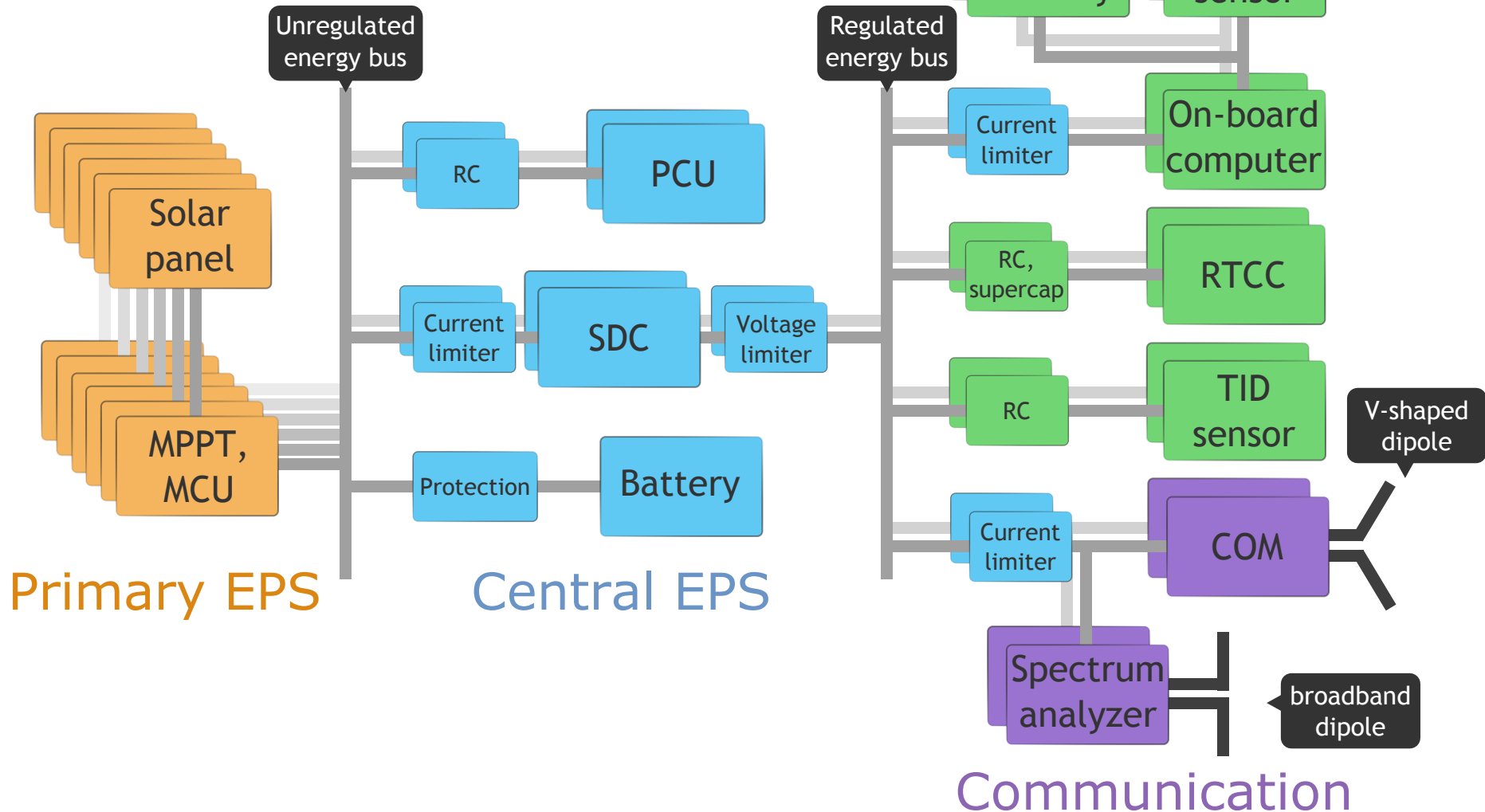
MPPT Top
HA4TI

1332070



SMOG-1 subsystems




- Designed to avoid SPoF
- Redundant subsystems for maximum reliability
- Some cases even more redundancy...




Central Electrical Power System (EPS-2)



- Energy distribution
- Battery protection and management
- Voltage regulation
- Current sensing, limitation and short circuit protection with unique redundant limiters
- Over-, and undervoltage protection circuits
- Self control and diagnostics by the Power Control Unit
- Optimized for high efficiency (99 % peak efficiency)
- Consumption optimized control software

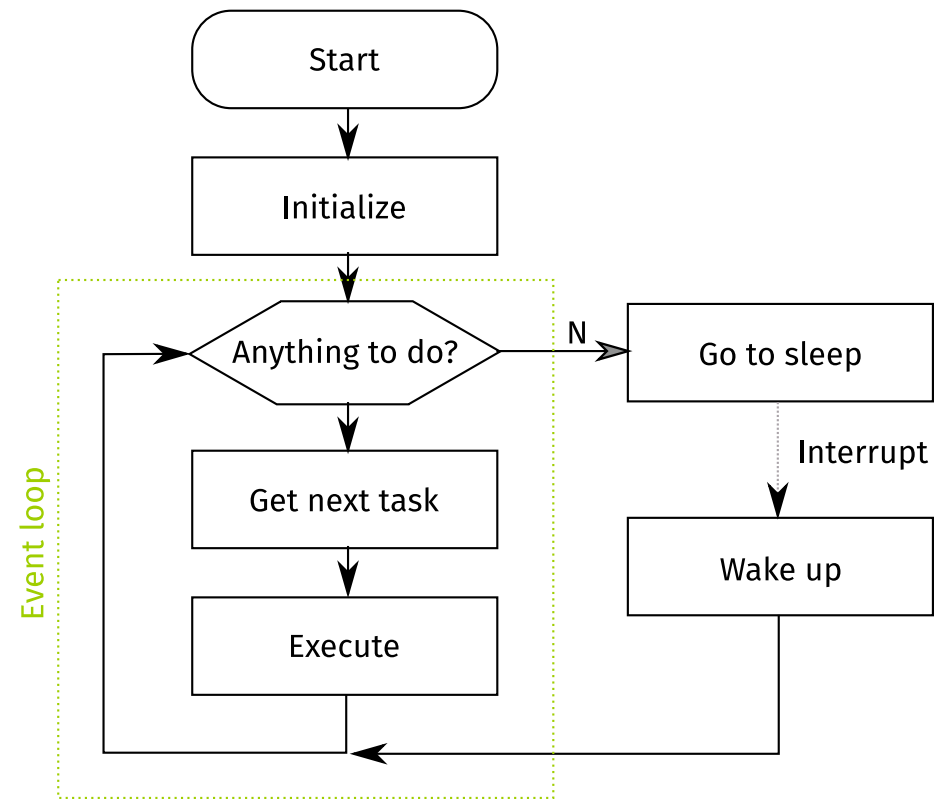
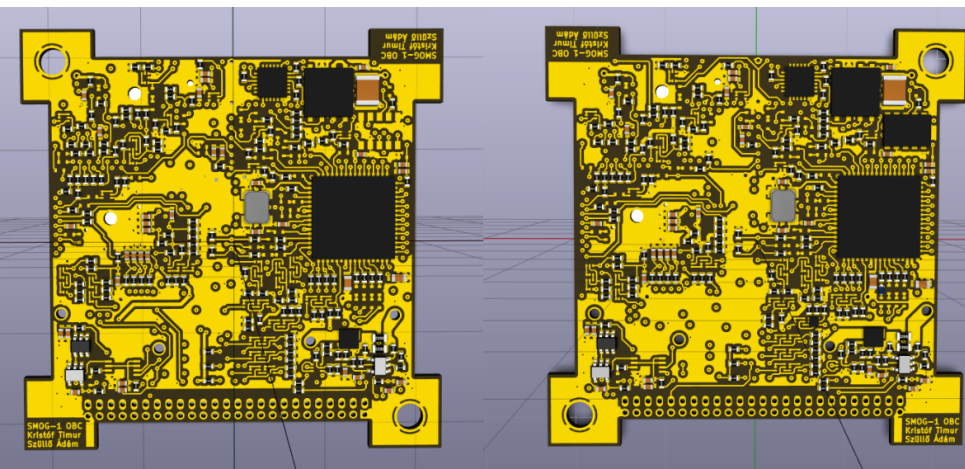





On-board Computer (OBC)



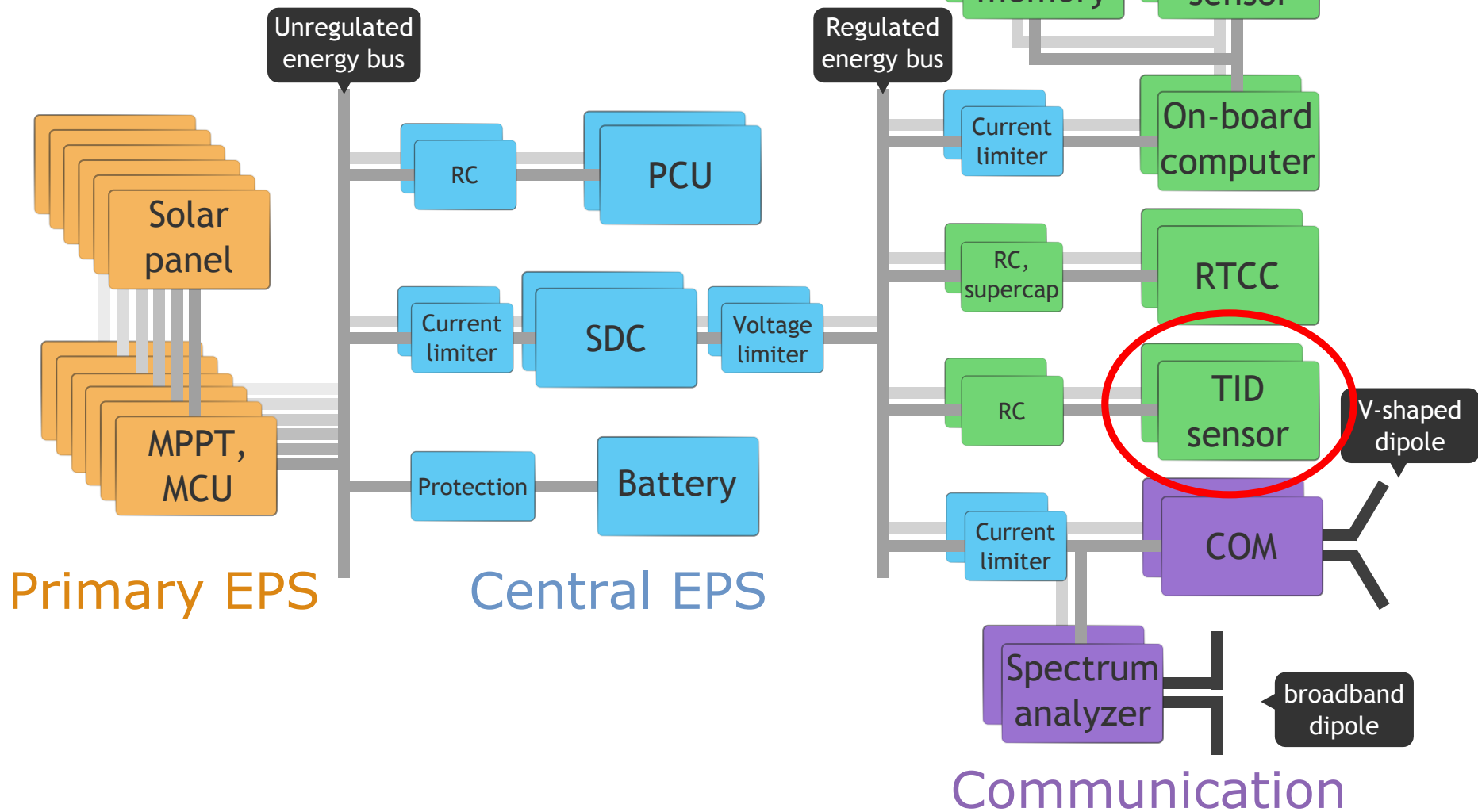
- Coordinates every subsystem on the satellite
- Schedule measurements
- Data storage in a 8 MB flash memory
- Microcontroller based subsystem with ARM Cortex-M4 core
- Consumption optimized control software
- RTCC (real time clock and calendar)
- Magnetometer





On-board payload system:





Total Ionising Dosimeter




Total Ionising Dosimeter (TID)



- The world's smallest dosimeter (~13x13 mm)
- 0-40 krad measuring range
- Negligible consumption (1 mW average used DC power)
- 600 km LEO: estimated to 11 krad/years total ionising dose
- ~2-6 years lifetime





SMOG-1 EPS
Panel-2 v2
HA7GG



H240093


COM (& SP)



Contains the communication system (COM) and the spectrum analyzer (SP)

- Spectrum analyzer
 - 119 – 960 MHz frequency range
 - -10 ... - 120 dBm dynamic range
- COM: connection between ground station (GND) and SMOG-1
 - 437.345 MHz
 - amateurs will able to track and receive all transmissions worldwide
 - +20 dBm (100 mW) RF transmit power to communicate







SMOG-1 Ground Control Station (GND)









- Automated primary control station at BME
- Secondary control station at Érd
- Unique software client designed for tracking and support












SMOG-1 thermal-vacuum tests



t: 106 m

RadFET1 Vth: 1988280 uV

RadFET2 Vth: 1987145 uV

Dosimeter Temp: -57 C

t: 107 m

RadFET1 Vth: 1988335 uV

RadFET2 Vth: 1987177 uV

Dosimeter Temp: -57 C

t: 108 m

RadFET1 Vth: 1988411 uV

RadFET2 Vth: 1987234 uV

Dosimeter Temp: -57 C

t: 109 m

RadFET1 Vth: 1988468 uV

RadFET2 Vth: 1987350 uV

RadFET1

RadFET2

Dosimeter

t: 94 m

RadFET1

RadFET2

Dosimeter

t: 95 m

RadFET1

RadFET2


Dosimeter

t: 96 m


RadFET1

RadFET2

Dosimeter irradiation tests at the Hungarian Academy of Sciences



Vibration tests at Bonn Hungary Electronics



Launch, Orbit



- Scheduled launch at Q4 2017
- Orbiting with the aid of GAUSS team's UniSat-7 satellite
- 600 km (LEO) SSO
- 5-23 years lifetime
- 2-4 opportunities/day for communications with the ground station (GND)



www.gnd.bme.hu

facebook.com/smog1official

geczygabor@gnd.bme.hu

hermantibor@gnd.bme.hu

